



ANNOOR DENTAL COLLEGE & HOSPITAL

Affiliated to Mahatma Gandhi University & Kerala University of Health Sciences

Recognised by Dental Council of India and Govt of India)

Muvattupuzha-686673, Ernakulam Dist, Kerala, India

E Mail: annoordentalcollege@rediffmail.com website: www.annoordentalcollege.org

Ph: 0485-2815217 Fax : 0485-2815817

2.6.3 THE TEACHING LEARNING AND ASSESSMENT PROCESSES OF THE INSTITUTION ARE ALIGNED WITH THE STATED LEARNING OUTCOMES.

2. Course Content

2.1. Title of course:

Bachelor of Dental Surgery (B.D.S)

2.2. Aims & Objectives of BDS Course

A. Aims:

To create a graduate in Dental Science who has adequate knowledge, necessary skills and such attitudes which are required for carrying out all the activities appropriate to general dental practice involving the prevention, diagnosis and treatment of anomalies and diseases of the teeth, mouth, jaws and associated tissues. The graduate should also understand the concept of community oral health education and be able to participate in the rural health care delivery programmes existing in the country.

B. Objectives:


The objectives are dealt under three headings namely (a) knowledge and understanding (b) skills and (c) attitudes.

(a) *Knowledge and understanding*

The student should acquire the following during the period of training.

1. Adequate knowledge of the scientific foundations on which dentistry is based and good understanding of various relevant scientific methods and principles of biological functions.
2. Adequate knowledge to evaluate and analyse scientifically various established facts and data.
3. Adequate knowledge of the development, structure and function of teeth, mouth, jaws and associated tissues both in health and disease and their relationship and effect on general state of health and also their bearing on physical and social well-being of the patient.
4. Adequate knowledge of clinical disciplines and methods, which provide a coherent picture of anomalies, lesions and diseases of the teeth, mouth and jaws.
5. Adequate knowledge on the preventive, diagnostic and therapeutic aspects of dentistry.
6. Adequate knowledge on laboratory steps involved in dental treatment.
7. Adequate clinical experience required for general dental practice.

Dr. Giju George
Principal
Annoor Dental College
Muvattupuzha - 686073



8. Adequate knowledge of biological function and behavior of persons in health and sickness as well as the influence of natural and social environment on the state of health so far as it affects dentistry.

(b) Skills

A graduate should be able to demonstrate the following skills necessary for practice of dentistry:

1. Able to diagnose and manage various common dental problems encountered in general dental practice, keeping in mind the expectations and the right of the society to receive the best available treatment wherever possible.
2. Acquire skill to prevent and manage complications if any encountered while carrying out various dental surgical and other procedures.
3. Possess skill to carry out required investigative procedures and ability to interpret laboratory findings.
4. Acquire skill in laboratory procedures involved in dental treatment.
5. Promote oral health and help to prevent oral diseases wherever possible.
6. Competent in control of pain and anxiety during dental treatment.

(c) Attitudes

A graduate should develop during the training period the following attitudes.

1. Willing to apply current knowledge of dentistry in the best interest of the patients and the community.
2. Maintain a high standard of professional ethics and conduct and apply these in all aspects of professional life.
3. Seek to improve awareness and provide possible solutions for oral health problems and needs throughout the community.
4. Willingness to participate in the continuing education programmes to update knowledge and professional skills from time to time.
5. To help and to participate in the implementation of national health programmes.

C. Goals of BDS Curriculum

On completion of the undergraduate training program the graduates shall be competent in the following. –

i. General Skills

- Apply knowledge & skills in day to day practice.
- Apply principles of ethics.
- Analyze the outcome of treatment.
- Evaluate the scientific literature and information to decide the treatment.



- Participate and involve in professional bodies.
- Be capable of self-assessment and be willing to update the knowledge & skills from time to time.
- Inclined to do simple research projects.
- Acquire minimum computer proficiency to enhance knowledge and skills.
- Be aware of one's limitations and know when to refer patients to specialists.
- Be familiar with basic Forensic Odontology techniques and manage Geriatric dental problems.
- Death certification

ii. Practice Management

- Evaluate practice location, population dynamics & reimbursement mechanism.
- Able to communicate freely, orally and in writing with all concerned.
- Maintain records.
- Implement & monitor infection control and environmental safety programs.
- Practice within the scope of one's competence Communication & Community Resources.
- Assess patient's goals, values and concerns to establish rapport and guide patient care.
- Co-ordinate & supervise the activities of allied dental health personnel.
- Participate in improving the oral health of the individuals through community activities.


iii. Patient Care – Diagnosis

- Obtaining patient's history in a methodical way.
- Performing thorough clinical examination.
- Selection and interpretation of clinical, radiological and other diagnostic information.
- Obtaining appropriate consultation.
- Arriving at provisional, differential and final diagnosis.

iv. Patient Care - Treatment Planning

- Integrate multiple disciplines into an individual comprehensive sequenced treatment plan using diagnostic and prognostic information.
- Be able to order appropriate investigations.

Dr. Gijo George B.D.S.
Principal
Annoor Dental College & Hospital
Muvattupuzha - 686673



v. Patient Care – Treatment


- Recognition and initial management of medical emergencies that may occur during Dental treatment.
- Perform basic cardiac life support.
- Management of pain including post operative.
- Administration of all forms of local anesthesia.
- Administration of intra muscular and venous injections.
- Prescription of drugs, pre operative, prophylactic and therapeutic requirements.
- Uncomplicated extraction of teeth.
- Transalveolar extractions and removal of simple impacted teeth.
- Minor oral surgical procedures.
- Management of Oro-facial infections.
- Simple orthodontic appliance therapy.
- Taking, processing and interpretation of various types of intra oral radiographs.
- Various kinds of restorative procedures using different materials available.
- Simple endodontic procedures.
- Removable and basic fixed Prosthodontics.
- Various kinds of periodontal therapy.

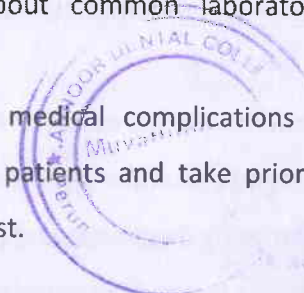
D. Competencies Expected- Specialty wise

ORAL MEDICINE & RADIOLOGY

On completion of the undergraduate training programme the graduate should:

- Be able to identify the common dental problems like dental caries and periodontal disease and their sequelae
- Be able to differentiate the normal variations and oral mucosal lesions
- Be able to identify pre cancerous and cancerous lesions of the oral cavity and refer to the concerned specialty for their management.
- Have an adequate knowledge about common laboratory investigations and interpretation of their results.
- Have adequate knowledge about medical complications that can arise while treating systemically compromised patients and take prior precautions/ consent from the concerned medical specialist.


Annoor Dental
Muvattupuzha


ANNOOR DENTAL COLLEGE
Muvattupuzha


- To formulate a clinical diagnosis, order investigations, seek expert consultations to come to a final diagnosis and chart out a proper treatment plan for patients with oral lesions.
- Have adequate knowledge about radiation health hazards, radiation safety and protection.
- Be competent to take intra-oral radiographs and interpret the radiographic findings
- Gain adequate knowledge of various extra-oral radiographic procedures, TMJ radiography and sialography.
- Be aware of the importance of intra- and extra-oral radiographs in forensic identification and age estimation.
- Be familiar with jurisprudence, ethics and understand the significance of dental records with respect to law.

ORAL & MAXILLOFACIAL SURGERY

On completion of the undergraduate training programme the graduate should:

- Be able to apply the knowledge gained in the basic medical and clinical subjects in the management of patients with surgical problems.
- Be able to diagnose, manage and treat patients with basic oral surgical problem
- Have a broad knowledge of maxillofacial surgery and oral Implantology.
- Be familiar with legal, ethical and moral issues pertaining to patient care and communication skills.
- Have acquired the skill to examine any patient with an oral surgical problem in an orderly manner.
- Understand and practice the basic principles of asepsis and sterilization.
- Be competent in the extraction of the teeth under local anesthesia.
- Be Competent to carry out certain minor oral surgical procedures under Local Anesthesia like trans-alveolar extraction, frenectomy, Dentoalveolar procedures, simple impaction, biopsy, etc.
- Be Competent to assess, prevent and manage common complications that arise during and after minor oral surgery.
- Able to provide primary care and manage medical emergencies in the dental office.
- Be familiar with the management of major oral surgical problems and principles involved in the in-patient management.
- Be able to Certify Death

Dr. Giju George Baby
Principal
Annoor Dental College & Hospital
Muvattupuzha 686673



PERIODONTOLOGY

On completion of the undergraduate training programme the graduate should:

- Be able to diagnose the patient's periodontal problem, plan and perform appropriate periodontal treatment.
- Be Competent to educate and motivate the patient.
- Be Competent to perform thorough oral prophylaxis, subgingival scaling, root planning and minor periodontal surgical procedures.
- Give proper post treatment instructions and do periodic recall and evaluation.
- Be Familiar with concepts of osseointegration and basic surgical aspects of implantology.

CONSERVATIVE DENTISTRY AND ENDODONTICS

On completion of the undergraduate training programme the graduate should:

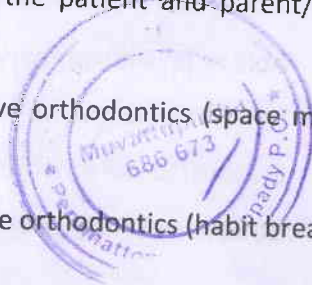
- Be Competent to diagnose all carious lesions.
- Be Competent to perform Class I and Class II cavities and their restoration with amalgam.
- Be able to restore class V and Class III cavities with glass ionomer cement.
- Be able to diagnose and appropriately treat pulpally involved teeth (pulp capping procedures).
- Be able to perform RCT for anterior teeth
- Be competent to carry out small composite restorations
- Understand the principles of aesthetic dental procedures

ORTHODONTICS AND DENTOFACIAL ORTHOPAEDICS

On completion of the undergraduate training programme the graduate should:

- Understand about normal growth and development of facial skeleton and dentition.
- Be able to pinpoint aberrations in growth process both dental and skeletal and plan necessary treatment
- Be able to diagnose the various malocclusion categories
- Be able to motivate and explain to the patient and parent/guardian about the necessity of treatment
- Be able to plan and execute preventive orthodontics (space maintainers or space regainers)
- Be able to plan and execute interceptive orthodontics (habit breaking appliances)

Dr. Giju George
Principal
Amoor Dental College
Muvattupuzha



- Be able to manage treatment of simple malocclusion such as anterior spacing using removable appliances
- Be able to handle delivery and activation of removable orthodontic/myofacial appliances.
- Be able to diagnose and appropriately refer patients with complex malocclusion to the specialist.

PUBLIC HEALTH DENTISTRY

On completion of the undergraduate training programme the graduate should:

- Apply the principles of health promotion and disease prevention.
- Have knowledge of the organization and provision of health care in community and in the hospital service
- Have knowledge of the prevalence of common dental conditions in India
- Have knowledge of community based preventive measures
- Have knowledge of the social, cultural and environmental factors, which contribute to health or illness.
- Be able to administer hygiene instructions, topical fluoride therapy and fissure sealing.
- Be able to educate patients concerning the etiology and prevention of oral disease and encourage them to assume responsibility for their oral health.

PROSTHODONTICS AND CROWN & BRIDGE

On completion of the undergraduate training programme the graduate should:

- Be able to understand and use various dental materials.
- Be competent to carry out treatment of conventional Simple complete and partial removable dentures and anterior crowns.
- Be able to carry out Prosthodontic laboratory procedures.
- Be familiar with the concepts of osseointegration and the value of implant-supported Prosthodontic procedures.
- Be able to diagnose and appropriately refer patients requiring complex treatment procedures to the specialist

Dr. Giju George Baby
Principal
Annoor Dental College & Hospital
Muvattupuzha - 686673



PAEDIATRIC AND PREVENTIVE DENTISTRY

On completion of the undergraduate training programme the graduate should:


- Be able to instill a positive attitude and behavior in children towards oral health and understand the principles of prevention and preventive dentistry right from birth to adolescence.
- Be able to guide and counsel the parents/guardian in regards to various treatment modalities including different facets of preventive dentistry.
- Be able to treat dental diseases occurring in child patient.
- Be able to manage the physically and mentally challenged / disabled children effectively and efficiently, tailored to the needs of individual requirement and conditions.


Dr. Giju George Baby
Principal
Annoor Dental College & Hospital
686673



General Outline of BDS Degree Course

- 1) The undergraduate course involves organisation of year-wise teaching program. However, this course, as a whole, should demonstrate integration of the basic sciences, clinical dentistry and practical or laboratory skills. The course should be designed and integrated in such a way as to permit smooth progression from pre-clinical to clinical phase. Collaboration should be encouraged between teachers of basic sciences, dental sciences and clinical subjects.
- 2) The undergraduate dental course consists of three main components. The first component consists subjects common to modern medicine and dentistry like anatomy, physiology, biochemistry and behavioral science, leading to pharmacology, pathology, microbiology and then on to general medicine and general surgery. The second component runs concurrently with the first and deals with special aspects of oral and dental tissues, oral biology and oral pathology. Finally, the third component based on the foundations of the first two, deals with the clinical and technical aspects of dentistry as is required for general dental practice.
- 3) The first component of the course is intended to provide initially, an appreciation of normal human structure, development, function and behavior, leading to understanding of the diseases, its prevention and treatment. The main objective is to provide student with a broad knowledge of normal structures and functions of the body, the alterations which take place in disease with particular reference to those conditions in which medical and dental co-operation

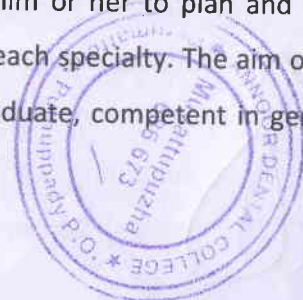

Dr. Giju George Baby
Principal
Annoor Dental College & Hospital
Muvattupuzha - 686673



is essential for proper management. At this stage, the student should also be made aware of the social and psychological aspects of patient care with special reference to the relationship between dentist and patient. The behavioral sciences including both sociology and psychology should be introduced at the initial stages of the training program, much before the students actually deal with the patients.

- 4) The second component of dental undergraduate program includes instruction in the subjects dealing with dental and oral aspects to ensure a detailed knowledge of the structure and function of the dental and oral tissues. This enables the student to diagnose, prevent and treat the dental and oral diseases and disorders, which were not included in the first component. The subject of oral biology is to be introduced at this level to provide the students a comprehensive knowledge and application of oral physiology, microbiology, biochemistry and oral immunology. Students should be exposed to the basic aspects of forensic odontology at this stage of the course along with oral biology/oral pathology.
- 5) The third component of the course comprising the clinical and technical aspects of dentistry actually prepares the student to undertake total oral and dental health care of patients of all ages. The emphasis at this stage should be on the prevention of the various dental diseases and how to preserve natural teeth with their supporting structures. The importance of various preventive methods needs to be stressed. The significance of diagnosis of various dental and oral problems needs to be emphasized along with treatment planning before actual treatment procedures are undertaken. In addition to acquiring the knowledge, the students need to gain adequate clinical hands-on-experience in extractions and other minor oral surgical procedures, all aspects of Conservative Dentistry, Endodontics, Crown and Bridge, provision of partial and complete dentures, various periodontal therapeutic procedures and use of removable orthodontic appliances. Familiarity with various radiological techniques, particularly intra-oral methods and proper interpretation of the radiographs, is an essential part of this component of training and has application in clinical diagnosis, forensic identification and age estimation. Training in handling medico-legal cases including death certification should be imparted at this stage. Towards the final stage of the clinical training, each student should be involved in comprehensive oral health care or holistic approach to enable him or her to plan and treat patients as a whole, instead of piece-meal treatment provided in each specialty. The aim of the undergraduate program should undoubtedly be to produce a graduate, competent in general dental practice.

Dr. George Baby
Principal
Muyattupuzha - 686673



- 6) The commitment towards the society as a whole needs to be stressed along with the knowledge and treatment skills gained. Instruction in public health dentistry should emphasise the sociological aspects of health care and palliative care particularly; oral health care, including the reasons for variation in oral and dental needs of different sections of the society. It is important to know the influence of social, behavioral, environmental and economic factors on oral and dental health. Students should be made aware of the National oral health Policy and the importance of being a member of the Health care team delivering medical and oral health care particularly among rural population. Students should also be encouraged to participate in simple research project work
- 7) The undergraduate curriculum stresses the significance of infection and cross infection control in dental practice. Aspects like sources of infection, measures to be adopted both general and specific for control, particularly the HIV and hepatitis is incorporated in the curriculum so that the graduates are aware of its significance and follow it in their practice.
- 8) The information technology has touched every aspect of an individual's personal and professional life. The University hence recommends that all undergraduates acquire minimum computer proficiency, which will enable them to enhance their professional knowledge and skills.

2.5 Duration & course of Study

1. The undergraduate dental training program leading to B.D.S. degree shall be of four and a half years duration in addition to one year compulsory paid rotating internship. During this period, the students shall be required to engage in full time study at a Dental college recognized or approved by the Dental Council of India. During the first four and a half years of undergraduate course, the instruction in clinical subjects should be at least for two and a half years.

2. Basic Medical & Dental Subjects

The basic medical and dental sciences comprise of Anatomy - Gross and Microscopic, Physiology, Biochemistry, Pharmacology, science of Dental Materials and Oral biology. Subjects like behavioral sciences, which would be useful to develop communication skills, should also be introduced in the first year itself and spread over the undergraduate course. An introduction to Public Health Dentistry also will be useful to develop the concept of commitment to community. The laboratory skills like pre-clinical Prosthodontics, Crown and Bridge, Conservative dentistry and Orthodontics is to be developed by the students.

Studying dental morphology also is a part of initial training. At the end of this period the student should be in a position to understand and comprehend in general the development, structure and function of the human body in both health and disease.

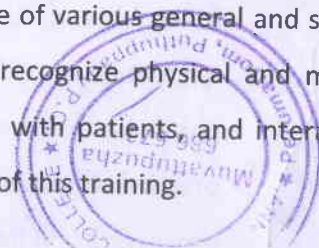
3. The instruction in basic dental sciences should include theoretical and practical aspects of oral anatomy and physiology, to provide a detailed knowledge of the form and structure of teeth, associated tissues and occlusal relationships. The study should also aim at development of a concept regarding physiological and biochemical processes relevant to oral cavity for better understanding of the changes that occur with the onset of disease in the oral cavity. The student should be made aware of the importance of various dental tissues in forensic investigation.

4. Clinical, Medical and Dental subjects:

The students should be introduced to clinics in the initial stage, preferably in the first year, as an observer to familiarize with clinical set-up and working. The period of instruction in the clinical subjects shall not be less than two and a half years full time. During this, the student shall attend a dental hospital, general hospital, community camps and satellite clinics, in order to obtain instruction and experience in the practice of dentistry. The main objective of training in clinical dental subjects is to produce a graduate, able and competent to recognize or diagnose various dental and oral diseases, to undertake general dental treatment, advice on the provision of specialized treatment available and finally advise the patient on prevention. The student should also understand the relationship between oral and systemic diseases.

5. The general medicine and surgery training should provide sufficient knowledge on human disease to enable the student to understand its manifestations as relevant to the practice of dentistry. This requires clinical teaching on patients and shall be carried out in inpatient and outpatient medical departments and specialist clinics. This clinical instruction should enable the student to understand and perhaps diagnose common systemic diseases, which have relevance to dental practice, by adopting a systematic approach of history taking and clinical examination. The student should also realize the significance of various general and special investigations in the diagnosis of diseases. The ability to recognize physical and mental illness, dealing with emergencies, effective communication with patients, and interaction with professional colleagues also become important aspects of this training.

Dr. Giju George
Principal
Annoor Dental College & Hospital
puzha - 686673



6. All dental students should receive instruction in first-aid and principles of cardio-pulmonary resuscitation. The students should also attend to the accident and emergency department of a Medical hospital.
7. The purpose of the clinical training is to provide sufficient practical skill in all aspects of clinical dentistry. The instruction should also include patient management skills, treatment of patients of all ages with special reference to children (paediatric), very elderly (geriatric), medically compromised and disabled patients.
8. During the two and a half years of clinical course, the students should receive thorough instruction which involves history taking, diagnosis and treatment planning in all aspects of dentistry and should be competent on graduation to carry out all routine general procedures. In Oral & Maxillofacial Surgery, instruction should include the knowledge of various maxillofacial problems like injuries, infections and deformities of the jaws and associated structures. The clinical experience should include those procedures commonly undertaken in general practice like extraction of teeth, minor oral surgical procedure etc. In Conservative dentistry and Endodontics, Prosthodontics and Crown & Bridge and Periodontology students should be competent on graduation to carry out routine treatments like restorations of various types, endodontic procedures, removable Prosthodontics, and finally various kinds of periodontal therapy. In Orthodontics & Dentofacial Orthopaedics, students should carry out simple appliance therapy including myofacial appliances for patients. Students should also be able to appreciate the role of Dentofacial growth in the development and treatment of malocclusion. In addition, students should be aware of their limitations on graduation, need to refer patients for consultant opinion and/or treatment and also the need for postgraduate and continuous education programmes.
9. In Paediatric & Preventive Dentistry, the students should concentrate on effective management of the behavior of the child patient to instill a positive attitude, on efficacy of preventive measures and clinical management, including the treatment needs particularly for children with disabilities. In oral medicine and Radiology, the student should receive instruction in various common lesions, occurring in the oral cavity and its diagnosis with particular reference to oral cancer. All students should receive instructions and gain practical experience in taking various types of intra and extra oral radiographs and its processing and interpretation. They should be aware of the hazards of radiation and proper

protective measures from radiation for the patient, operator and other staff. Since Paediatric dentistry involves the practice of various branches of clinical dentistry, training in Paediatric Dentistry is extended to Part II of the final year.

10. The successful control and management of pain is an integral part of dental practice. Upon graduation the students should be competent to administer all forms of local anesthesia. The value of behavioral methods of anxiety management should be emphasized. The students should also have the practical experience in the administration of intra-muscular and intra-venous injections. Knowledge of pain mechanisms and strategies to control post-operative pain is essential for practice of dentistry.
11. Instruction should be given in dental jurisprudence, legal and ethical obligations of dental practitioners and the constitution and functions of Dental Council of India. Students should be made competent in the management of medico legal cases and death certification.
12. Infection and cross infection control assume significance in dental practice. The students should be made aware of the potential risk of transmission of various infectious diseases particularly HIV and hepatitis in the dental surgery. The students should be aware of their professional responsibility for the protection of the patients, themselves and their staff and the requirements of the health and safety regulations.
13. The subjects of Aesthetic dentistry, Oral Implantology, Behavioral sciences and Forensic Odontology have assumed great significance. Hence, these four specialties are incorporated into the undergraduate curriculum. The instruction and clinical training in aesthetic dentistry shall be carried out by the departments of Prosthodontics and Crown & Bridge and Conservative Dentistry & Endodontics. Similarly, the instruction and clinical training in Oral Implantology shall be done by the departments of Prosthodontics and Crown & Bridge, Oral & Maxillofacial Surgery, and Periodontology. The instruction in behavioral sciences should ideally commence before the students come in contact with the patients and shall be carried out by the departments of Public Health Dentistry and Paediatric and Preventive Dentistry. Forensic Odontology including procedures of death certification will be a part of Oral Pathology & Oral Microbiology, Oral Medicine & Radiology and Oral & Maxillofacial Surgery.


Dr. Giju George Baby
Principal
Annoor Dental College & Hospital
Muvattupuzha - 686673

