



**ANNOOR DENTAL COLLEGE
& HOSPITAL**



Recognized by the Dental Council of India, New Delhi,
Affiliated to Kerala University of Health Sciences
& Recognized by Govt. of India

**8.1.8 Objective methods to measure and
certify attainment of specific clinical
competencies by BDS students/interns**

SL NO	CONTENT
1.	METHODS ADOPTED BY THE COLLEGE TO MEASURE AND CERTIFY THE ATTAINMENT OF CLINICAL COMPETENCIES BY BDS STUDENTS/INTERNS
2.	LIST OF COMPETENCIES
3.	STEPS TAKEN BY THE COLLEGE TO MEASURE ATTAINMENT OF SPECIFIC COMPETENCIES BY THE BDS STUDENTS/INTERNS
4.	GEOTAGGED PHOTOGRAPHS OF THE OBJECTIVE METHODS USED LIKE OSCE/OSPE

Puthuppady P.O, Muvattupuzha 686673
Ernakulam, Kerala, India.



annoordentalcollege@rediffmail.com
www.annoordentalcollege.org

0485 2815217/2815917
0485 2838000(30 lines)

Dr. Giju George Baby
Principal
Annoor Dental College & Hospital
Muvattupuzha - 686673



ANNOOR DENTAL COLLEGE & HOSPITAL

Recognized by the Dental Council of India, New Delhi,
Affiliated to Kerala University of Health Sciences
& Recognized by Govt. of India

The college has developed direct and indirect methods to measure and certify attainment of specific clinical competencies by BDS students.

DIRECT METHODS

Theory and Practical Examinations

Each student is evaluated by formative and summative examination to be promoted to higher level.

Viva Voce

After completion of each posting, a student is expected to answer a viva voce to enable him to be more confident in the university examination.

Seminar Presentations

Each student is required to present a seminar after thorough preparation of all aspects about a particular topic. This has to be presented in front of the other students and faculty.

Case Presentations

During the clinical posting, each student is expected to maintain a detailed logbook of the cases attended and present any five cases in front of the faculty before the end of the posting.

INDIRECT METHODS

Extra-Curricular Academic Activities

Students and interns are encouraged to participate in scientific activities in various state and national level conferences. Demonstration of self-confidence and sound clinical knowledge of the papers and posters presented is evident through such participation.

Research

By the end of internship students will demonstrate competence in undertaking research.


Students are also encouraged to carry out a research project of their choice and publish the same in esteemed journals and to take part in various funded projects.

Puthuppady P.O, Muvattupuzha 686673 annoordentalcollege@rediffmail.com
Ernakulam, Kerala, India www.annoordentalcollege.org



0485 2815217, 2815917

0485 2838000 (Chinese Baby)


Principal
Annoor Dental College & Hospital
Muvattupuzha - 686673



ANNOOR DENTAL COLLEGE & HOSPITAL



Recognized by the Dental Council of India, New Delhi,
Affiliated to Kerala University of Health Sciences
& Recognized by Govt. of India

8.1.8 List of competencies

A. Competencies Expected- Specialty wise ORAL MEDICINE & RADIOLOGY

On completion of the undergraduate training programme the graduate should:

- Be able to identify the common dental problems like dental caries and periodontal disease and their sequelae
- Be able to differentiate the normal variations and oral mucosal lesions
- Be able to identify pre cancerous and cancerous lesions of the oral cavity and refer to the concerned specialty for their management.
- Have an adequate knowledge about common laboratory investigations and interpretation of their results.
- Have adequate knowledge about medical complications that can arise while treating systemically compromised patients and take prior precautions/ consent from the concerned medical specialist.
- To formulate a clinical diagnosis, order investigations, seek expert consultations to come to a final diagnosis and chart out a proper treatment plan for patients with oral lesions.
- Have adequate knowledge about radiation health hazards, radiation safety and protection.
- Be competent to take intra-oral radiographs and interpret the radiographic findings
- Gain adequate knowledge of various extra-oral radiographic procedures, TMJ radiography and sialography.
- Be aware of the importance of intra- and extra-oral radiographs in forensic identification and age estimation.
- Be familiar with jurisprudence, ethics and understand the significance of dental records with respect to law.

Puthuppady P.O, Muvattupuzha 686673
Ernakulam, Kerala, India.



annoordentalcollege@rediffmail.com
www.annoordentalcollege.org

Dr. Giju George Baby
0485 2815287, 2815517
Annoor Dental College & Hospital
Muvattupuzha - 686673



ANNOOR DENTAL COLLEGE & HOSPITAL



Recognized by the Dental Council of India, New Delhi,
Affiliated to Kerala University of Health Sciences
& Recognized by Govt. of India

ORAL & MAXILLOFACIAL SURGERY

On completion of the undergraduate training programme the graduate should:

- Be able to apply the knowledge gained in the basic medical and clinical subjects in the management of patients with surgical problems.
- Be able to diagnose, manage and treat patients with basic oral surgical problem
- Have a broad knowledge of maxillofacial surgery and oral Implantology.
- Be familiar with legal, ethical and moral issues pertaining to patient care and communication skills.
- Have acquired the skill to examine any patient with an oral surgical problem in an orderly manner.
- Understand and practice the basic principles of asepsis and sterilization.
- Be competent in the extraction of the teeth under local anesthesia.
- Be Competent to carry out certain minor oral surgical procedures under Local Anesthesia like trans-alveolar extraction, frenectomy, Dentoalveolar procedures, simple impaction, biopsy, etc.
- Be Competent to assess, prevent and manage common complications that arise during and after minor oral surgery.
- Able to provide primary care and manage medical emergencies in the dental office.
- Be familiar with the management of major oral surgical problems and principles involved in the in-patient management.
- Be able to Certify Death

PERIODONTOLOGY

On completion of the undergraduate training programme the graduate should:

- Be able to diagnose the patient's periodontal problem, plan and perform appropriate periodontal treatment.
- Be Competent to educate and motivate the patient.
- Be Competent to perform thorough oral prophylaxis, subgingival scaling, root planning

Puthuppady P.O, Muvattupuzha 686673
Ernakulam, Kerala, India.

annoordentalcollege@rediffmail.com
www.annoordentalcollege.org

0485 2815217, 2815017
0485 2838000(30 Lines) 6673



Signature
Principal
Annoor Dental College & Hospital
Muvattupuzha



ANNOOR DENTAL COLLEGE & HOSPITAL

Recognized by the Dental Council of India, New Delhi,
Affiliated to Kerala University of Health Sciences
& Recognized by Govt. of India

and minor periodontal surgical procedures.

- Give proper post treatment instructions and do periodic recall and evaluation.
- Be Familiar with concepts of osseointegration and basic surgical aspects of implantology.

CONSERVATIVE DENTISTRY AND ENDODONTICS

On completion of the undergraduate training programme the graduate should:

- Be Competent to diagnose all carious lesions.
- Be Competent to perform Class I and Class II cavities and their restoration with amalgam.
- Be able to restore class V and Class III cavities with glass ionomer cement.
- Be able to diagnose and appropriately treat pulpally involved teeth (pulp capping procedures).
- Be able to perform RCT for anterior teeth
- Be competent to carry out small composite restorations
- Understand the principles of aesthetic dental procedures

ORTHODONTICS AND DENTOFACIAL ORTHOPAEDICS

On completion of the undergraduate training programme the graduate should:

- Understand about normal growth and development of facial skeleton and dentition.
- Be able to pinpoint aberrations in growth process both dental and skeletal and plan necessary treatment
- Be able to diagnose the various malocclusion categories
- Be able to motivate and explain to the patient and parent/guardian about the necessity of treatment
- Be able to plan and execute preventive orthodontics (space maintainers or space regainers)
- Be able to plan and execute interceptive orthodontics (habit breaking appliances)
- Be able to manage treatment of simple malocclusion such as anterior spacing using

Puthuppady P.O, Muvattupuzha 686673
Ernakulam, Kerala, India.

annoordentalcollege@rediffmail.com
www.annoordentalcollege.org

0485 2815217, 2815917
0485 2838000(30 Lines)

Dr. Giju George Baby
Principal
Annoor Dental College & Hospital
Muvattupuzha - 686673



ANNOOR DENTAL COLLEGE & HOSPITAL



Recognized by the Dental Council of India, New Delhi,
Affiliated to Kerala University of Health Sciences
& Recognized by Govt. of India

removable appliances

- Be able to handle delivery and activation of removable orthodontic/myofacial appliances.
- Be able to diagnose and appropriately refer patients with complex malocclusion to the specialist.

PUBLIC HEALTH DENTISTRY

On completion of the undergraduate training programme the graduate should:

- Apply the principles of health promotion and disease prevention.
- Have knowledge of the organization and provision of health care in community and in the hospital service
- Have knowledge of the prevalence of common dental conditions in India
- Have knowledge of community based preventive measures
- Have knowledge of the social, cultural and environmental factors, which contribute to health or illness.
- Be able to administer hygiene instructions, topical fluoride therapy and fissure sealing.
- Be able to educate patients concerning the etiology and prevention of oral disease and encourage them to assure responsibility for their oral health.

PROSTHODONTICS AND CROWN & BRIDGE

On completion of the undergraduate training programme the graduate should:

- Be able to understand and use various dental materials.
- Be competent to carry out treatment of conventional Simple complete and partial removable dentures and anterior crowns.
- Be able to carry out Prosthodontic laboratory procedures.
- Be familiar with the concepts of osseointegration and the value of implant- supported Prosthodontic procedures.
- Be able to diagnose and appropriately refer patients requiring complex treatment procedures to the specialist

Puthuppady P.O, Muvattupuzha 686673
Ernakulam, Kerala, India.

annoordentalcollege@rediffmail.com
www.annoordentalcollege.org

Dr. Giju George Baby
Principal
& Hospital
686673
0485 2815217, 2815917
0485 2838000(30 Lines)



ANNOOR DENTAL COLLEGE & HOSPITAL



Recognized by the Dental Council of India, New Delhi,
Affiliated to Kerala University of Health Sciences
& Recognized by Govt. of India

PAEDIATRIC AND PREVENTIVE DENTISTRY

On completion of the undergraduate training programme the graduate should:

- Be able to instill a positive attitude and behavior in children towards oral health and understand the principles of prevention and preventive dentistry right from birth to adolescence.
- Be able to guide and counsel the parents/guardian in regards to various treatment modalities including different facets of preventive dentistry.
- Be able to treat dental diseases occurring in child patient.
- Be able to manage the physically and mentally challenged / disabled children effectively and efficiently, tailored to the needs of individual requirement and conditions.

DENTAL ANATOMY, EMBRYOLOGY AND ORAL HISTOLOGY

- Appreciate the normal development, morphology, structure & functions of oral tissues.
- Basic knowledge of various laboratory techniques used in oral histology
- Identifying physiologic ageing process in the dental tissues.
- The histological basis of physiologic ageing process in the dental tissues.
- Appreciate the microscopic features of common lesions affecting oral tissues
- Identify the teeth anomalies
- Appreciate the haematological preparations of common disorders like anaemia
- Understanding of the basic exercises in Forensic Odontology such as histological methods of age estimation and personal identification with chelioscopy.

Puthuppady P.O, Muvattupuzha 686673
Ernakulam, Kerala, India.



annoordentalcollege@rediffmail.com
www.annoordentalcollege.org

Dr. Giju George Baby
Principal
Annoor Dental College & Hospital
Muvattupuzha - 686673
0485 2815217, 2815917
0485 2838000/30 Lines - 686673



ANNOOR DENTAL COLLEGE & HOSPITAL



Recognized by the Dental Council of India, New De
Affiliated to Kerala University of Health Sciences
& Recognized by Govt. of India

8.1.8 Steps taken by the College to measure attainment of specific competencies by the BDS students/interns

Oral Medicine & Radiology for BDS Students

Common dental problems like dental caries, and their subsequent sequel by using clinical examination and radiological interpretations.

Training is delivered to identify periodontal diseases, dental caries and other extra oral and intra oral pathologies by means of case history recording and other investigations (radiographs, biopsy etc) under the guidance of faculty.

Students are trained to use electric pulp testers, staining procedures for identification of caries and diagnose keeping the track of spread of oral infection

They are trained to identify mucosal lesions using vital staining and chemiluminescence technique namely velds cope and vizilite.

Students are provided with adequate knowledge to prescribe laboratory investigations and interpret their results.

Students are trained to treat dental emergencies for systemically compromised patients by taking prior precautions and referring them to a concerned medical specialist.

They are also trained in the field of radiology for taking radiographs and processing them.

Students are taught about the harmful effects of radiation and the health hazards caused by radiation exposure.

Clinical evaluation and exercise are given to take intra oral radiographs and to interpret the image accurately.

Specialized radiographs such as TMJ radiographs and Sialography is also demonstrated.

Students are also given classes on panoramic radiographs and their role in forensic dentistry and age estimation.



Puthupady P.O, Muvattupuzha 686673 annoordentalcollege@rediffmail.com
Ernakulam, Kerala, India. www.annoordentalcollege.org

Dr. Giju George Baby
Principal
Annoor Dental College & Hospital
Muvattupuzha - 686673
0485 2815217, 2815917
0485 2838000(30 Lines)



ANNOOR DENTAL COLLEGE & HOSPITAL

Recognized by the Dental Council of India, New De
Affiliated to Kerala University of Health Sciences
& Recognized by Govt. of India

The students are expected to maintain a proper log book and clinical dental examination record

For internal and external examination.

Students are taught to be familiar with jurisprudence, patient ethics with respect to prevailing medical law.

Oral and maxillofacial surgery

Students are capable of managing patients who comes with surgical problems and also to handle emergency situation like syncope, Hypoglycaemia, Epilepsy, Cardiovascular Diseases.

Students are capable of diagnosing all oral surgical complaints

Students are trained to diagnose oral surgical diseases like, cyst, tumours, skeletal deformities Students are given classes on legal, ethical and moral issues

Students are given classes on legal, ethical and moral issues

Students are practiced to treat a patient according to a well arranged and co- ordinate case history which has all relevant information that will help to arrive at the correct diagnosis with investigation.

Students are given classes for maintaining asepsis & sterilization

Students are trained well to extract tooth under L.A

Students are trained well to conduct trans-alveolar, extractions, minor impactions, etc.

Students are given classes in BLS (Basic Life Support) to handle emergencies.

Students are trained to perform CPR in mannequin

Students are trained to assist in MCS hospital to make them familiar in General Anaesthesia cases

Students are given a separate classes for forensic dentistry which makes them capable to cavity death



Puthuppady P.O, Muvattupuzha 686673 annoordentalcollege@rediffmail.com
Ernakulam, Kerala, India. www.annoordentalcollege.org

Dr. Giju George Baby
Principal
Annoor Dental College & Hospital
Muvattupuzha - 686673

0485 2815217, 2815917
0485 2838000(30 Lines)



ANNOOR DENTAL COLLEGE & HOSPITAL



Recognized by the Dental Council of India, New De
Affiliated to Kerala University of Health Sciences
& Recognized by Govt. of India

Periodontology

Able to diagnose the patient's periodontal problem, with proper case history recording and discussion with faculty.

Motivated to educate the patients properly to instil a positive attitude towards the dentist and dental treatment.

Motivated to educate the patients regarding the maintenance of good oral hygiene.

Trained to perform thorough oral prophylaxis, sub gingival scaling and root planning and also minor surgical procedures under the guidance of faculty.

Trained to deliver proper post treatment instructions to the patients and do periodic recall and evaluation.

Familiar with the concepts of Osseo integration and basic surgical aspects of implantology through implantology course and posting.

Able to understand the basic concepts of applications of Lasers and Electrocautery in periodontics and practice minor surgical procedures using the same by posting in laser clinic.

Conservative Dentistry and Endodontics

The faculty of Conservative Dentistry and Endodontics trains UG students in such a way that upon graduation the students are capable of assessing patient's general and oral health and formulate a comprehensive treatment plan.

Proper theory classes are conducted followed by seminars, group discussions, vivas and case demonstrations to the students so that the students are enlightened about the basics in the subject.

Students are made into groups and each group are guided by faculties on how to examine the patients clinically and radio graphically and finally how to do a proper diagnosis and treatment plan.

During clinical postings each student has to diagnose each case individually which will be checked and guided by respective faculty members.



Dr. Giju George Baby
Principal

0485 2815217, 0815917
0485 2838000, 3013013
Annoor Dental College & Hospital
Muvattupuzha - 686673



ANNOOR DENTAL COLLEGE & HOSPITAL



Recognized by the Dental Council of India, New De
Affiliated to Kerala University of Health Sciences
& Recognized by Govt. of India

Each student is instructed to prepare cavities both in typho and in natural tooth which once corrected is to be restored. This enables students to understand the basics before doing on patients.

After patients have been allotted individually to students they are instructed to show the procedure step by step to the respective staff guide so that corrections and further improvements can be done. End posting vivas and exams are conducted for assessment of each student.

The exercises include class I, class II, class III & class IV restorations including amalgam and GIC.

Final year students are trained to perform composite restorations and anterior RCT's.

During clinical postings deep carious lesions are allotted to the students to be managed either with direct or indirect pulp capping.

Foundation on principles of aesthetic procedures are explained and taught with demonstrations on patients.

On completion of internship, the student is capable of managing all basic procedures in restorative dentistry and endodontics ethically.

ORTHODONTICS AND DENTOFACIAL ORTHOPAEDICS

On completion of the undergraduate training programme the graduate should:

Understand about normal growth and development of facial skeleton and dentition.

The students are given comprehensive presentations and classes on the Growth and Development of Oro-facial structures. They are given assignments and asked to present seminars on G and D.

Be able to pinpoint aberrations in growth process both dental and skeletal and plan necessary treatment





ANNOOR DENTAL COLLEGE & HOSPITAL



Recognized by the Dental Council of India, New De
Affiliated to Kerala University of Health Sciences
& Recognized by Govt. of India

The students are presented scenarios in which aberrations of growth and development has occurred and explained the circumstances and reasons for the same. They are also tutored how to rectify these problems for the benefit of the patient.

Be able to diagnose the various malocclusion categories

The students' undergo comprehensive training through presentations, classes and seminars on the prevalence, features and treatment planning of the different Malocclusions. They are given in depth training on the identification of the different MO in the clinics.

Be able to motivate and explain to the patient and parent-guardian about the necessity of treatment

The students are trained in the clinics to identify and explain to the patients and parents about the deleterious effects of untreated Malocclusion and positively reinforce the benefits of treatment.

Be able to plan and execute preventive orthodontics (space maintainers or space regainers)

The students are trained to identify the deleterious effects of early loss of deciduous teeth and made aware of the need for space maintenance. They are trained in the selection and fabrication of space maintainers and given a chance to assist in the insertion in the patient.

Be able to plan and execute interceptive orthodontics (habit breaking appliances)

The students are comprehensively trained in the identification and treatment of deleterious oral habits through classes and clinical exposure. The students are trained to fabricate habit-breaking appliances and assist in the delivery of the same.



ANNOOR DENTAL COLLEGE & HOSPITAL

Recognized by the Dental Council of India, New De
Affiliated to Kerala University of Health Sciences
& Recognized by Govt. of India

Be able to manage treatment of simple malocclusion such as anterior spacing using removable appliances

The students are trained in the fabrication of the various components of removable appliances and tutored on the indications and mode of action of the same.

Be able to handle delivery and activation of removable orthodontic/myo-facial appliances.

The students are assigned cases to be treated with either removable appliances or myo-functional appliances during internship and are guided in the preparation and insertion of the same.

Be able to diagnose and appropriately refer patients with complex malocclusion to the specialist.

All throughout the period of study, it is constantly reinforced as to which cases and malocclusions can be treated with removable or myo-functional appliances and the complex cases have to be referred to a specialist without much delay.

PUBLIC HEALTH DENTISTRY

On completion of the undergraduate training programme the graduate should:

Apply the principles of health promotion and disease prevention:

The students are taught the various aspects of health and disease and the methods of health promotion and the disease prevention at different levels. Students are assigned problems and asked to plan health promotion and disease prevention activities.

Have knowledge of the organization and provision of health care in community and in the hospital service:

Students are actively involved in conducting various outreach activities and are trained in diagnosing and providing dental services and health education at these outreach



ANNOOR DENTAL COLLEGE & HOSPITAL

Recognized by the Dental Council of India, New De
Affiliated to Kerala University of Health Sciences
& Recognized by Govt. of India

programs for the service of the community. Important health days are also observed by the students and various programs are planned to observe the important days. They also are posted at the satellite clinics during their internship so that they get the training in a clinical set up in rural areas.

Have knowledge of the prevalence of common dental conditions in India:

Students are empowered with the knowledge regarding the prevalence, risk factors of various dental diseases in India through class room lectures, seminars, case discussions and assignments are allotted. They are also trained in clinics on identifying the various diseases and recording the indices to diagnose the diseases. The students also undertake surveys to assess the various public health problems.

Have knowledge of community based preventive measures:

Students are trained in various preventive procedures through class room lectures, assignments and seminars. They also have case discussions when they are posted in the clinics and are trained to plan for the various preventive procedures as well on the patients.

Have knowledge of the social, cultural and environmental factors, which contribute to health or illness:

Lecture classes are conducted to train students on the effect various social, cultural and environmental factors on health. They are also trained through community programs where they are taught to assess the relation between the local cultural factors and their effect on health.

Be able to administer hygiene instructions, topical fluoride therapy and fissure sealing:

Students are well trained in regards to providing health education and in all the outreach activities, they educate the community on the various oral hygiene practices and use of fluorides for maintaining good oral health. They also administer the said procedures during their clinical postings in the department.





ANNOOR DENTAL COLLEGE & HOSPITAL



Recognized by the Dental Council of India, New De
Affiliated to Kerala University of Health Sciences
& Recognized by Govt. of India

Be able to educate patients concerning the etiology and prevention of oral disease and encourage them to assure responsibility for their oral health:

Students are assigned assignments and seminars so that they get familiarized with the methods used for health education and communication and these methods are implemented by them in educating the patients regarding the various oral diseases. They are also assigned health education projects which they submit during their clinical posting time. Communication skills with patients are also assessed during the clinical postings and dental camps.

PROSTHODONTICS AND CROWN AND BRIDGE

Students are taught basics of the laboratory steps for fabricating conventional complete and removable partial denture are done by means of discussions, viva and manipulation. Fabrication of conventional simple complete and removable partial denture and to prepare full coverage crown on typhodonts by means discussion and training under the guidance of faculty.

Training is reinforced during their internship periods for the management of complicated fully and partially edentulous patients

With all the above training, the students are able to carry out routine prosthodontic procedures by the end of the course

Undergraduates are familiarized with the concepts of Osseointegration and are invited to assist implant surgical and prosthetic rehabilitation procedure during their internship.

Undergraduates are continuously trained during their clinical postings to diagnose and treatment plan patients requiring complex treatment and to refer them to the required specialists.





ANNOOR DENTAL COLLEGE & HOSPITAL

Recognized by the Dental Council of India, New De
Affiliated to Kerala University of Health Sciences
& Recognized by Govt. of India

PEDIATRIC & PREVENTIVE DENTISTRY

On completion of the undergraduate training programme the graduate should:

Be able to instil a positive attitude and behaviour in children towards oral health and understand the principles of prevention and preventive dentistry right from birth to adolescence.

Students are given comprehensive exposure to child psychology, behaviour patterns exhibited in dental clinic and principles of Paediatric dentistry through theory classes, seminars, group discussion and clinical demonstration. Behaviour management techniques and its application are well explained while treating patients.

Be able to guide and counsel the parents/guardian in regards to various treatment modalities including different facets of preventive dentistry.

Proper theory classes are conducted followed by seminars, group discussions, viva voce and case demonstrations to the students so that the students are enlightened about the basics in the subject. Seminar and poster presentation on various treatment modalities including different facets of preventive dentistry help to enhance their knowledge. During clinical posting patients are allotted to students. As per the needs of individual patients, preventive and treatment options are well explained to the parents/guardian under the guidance of faculty member.

Be able to treat dental diseases occurring in child patient.

Preclinical exercises like cavity preparations, restorations on plaster model, natural/typhodont tooth, basic wire bending procedures, simple orthodontic / habit breaking appliance and space maintainer fabrication enable students to understand the basics before doing on patients. During clinical postings students are guided by faculty members on how to examine the patients clinically and radiographically and finally how to do a proper diagnosis and formulate the treatment plan. Patients are allotted to each student to take case history, diagnose each case individually which will be checked and



ANNOOR DENTAL COLLEGE & HOSPITAL



Recognized by the Dental Council of India, New De
Affiliated to Kerala University of Health Sciences
& Recognized by Govt. of India

guided by respective faculty members and treating the patients under supervision so that corrections and further improvements can be done.

Be able to manage the physically and mentally challenged / disabled children effectively and efficiently, tailored to the needs of individual requirement and conditions.

Students are taught the management of differently abled children through theory classes, seminars, clinical demonstrations as well as involving them in examination of adopted special school children. To the needs of individual requirement and conditions, treatment modalities are modified with emphasis on preventive care

On completion of internship, the student is capable of diagnosing and managing all basic procedures in Paediatric dentistry ethically.

Oral Pathology & Oral Microbiology

Dental Anatomy, Embryology and Oral histology

Methods adopted

Demonstrations using microscopic slides, study models, tooth specimens

Demonstration of the laboratory procedures at the histopathology lab

Oral Pathology & Oral Microbiology

Methods adopted

Demonstration through microscopic slides & slide projections.

Demonstration through tooth specimens & plaster casts.

Demonstration using peripheral smear.

Training in the preparation of blood smears

Examination using ground sections

Demonstrations using lip prints




Dr. Giju George Baby
Principal



**ANNOOR DENTAL COLLEGE
& HOSPITAL**


Recognized by the Dental Council of India, New Delhi,
Affiliated to Kerala University of Health Sciences
& Recognized by Govt. of India

**8.1.8 GEOTAGGED PHOTOGRAPHS OF
OSPE AND OSCE**

Sl no	Content
	Invoice
1.	OSPE
2.	OSCE

Puthuppady P.O, Muvattupuzha - 686673 annoordentalcollege@rediffmail.com
Ernakulam, Kerala, India. www.annoordentalcollege.org



0485 2815217, 2815917
0485 2838000

Dr. George Baby
Principal
Annoor Dental College & Hospital
Muvattupuzha - 686673



ANNOOR DENTAL COLLEGE & HOSPITAL

Recognized by the Dental Council of India, New Delhi,
Affiliated to Kerala University of Health Sciences
& Recognized by Govt. of India

OSPE



GPS Map Camera



Google

Annoor Dental College and Hospital, New block, Muvattupuzha, Kerala, India

Annoor Dental College and Hospital, New block
Perumattom, Muvattupuzha, Kerala 686673, India

Lat 10.000023°

Long 76.596457°

02/11/22 11:58 AM GMT +05:30

Puthuppady P.O, Muvattupuzha 686673 annoordentalcollege@rediffmail.com
Ernakulam, Kerala, India. www.annoordentalcollege.org

0485 2815217, 2815917
0485 2838000(30 Lines)




Dr. Giju George Baby
Principal
Annoor Dental College & Hospital
Muvattupuzha - 686673



ANNOOR DENTAL COLLEGE & HOSPITAL

Recognized by the Dental Council of India, New Delhi,
Affiliated to Kerala University of Health Sciences
& Recognized by Govt. of India

OSCE



GPS Map Camera
Annoor Dental College and Hospital, New block, Muvattupuzha, Kerala, India
Annoor Dental College and Hospital, New block
Perumattom, Muvattupuzha, Kerala 686673, India
Lat 10.000023°
Long 76.596457°
02/11/22 11:21 AM GMT +05:30

Puthuppady P.O, Muvattupuzha 686673 annoordentalcollege@rediffmail.com
Ernakulam, Kerala, India. www.annoordentalcollege.org

0485 2815217, 2815917
0485 2838000(30 Lines)




Dr. Giju George Baby
Principal
Annoor Dental College & Hospital
Muvattupuzha - 686673