Annoor Dental College & Hospital, Muvattupuzha

Affiliated to Kerala University of Health Sciences (KUHS)

ANNEXURE I

Serial No. 7

EXAMINATION RESULTS AND ACADEMIC PERFORMANCE INDICATORS

Annexure I – Sr. No.	7
Information	Examination results and academic performance indicators of all programs
Attachment	University published results
Programmes covered	BDS
Academic year / examination session	2026
Information updated on	31 / 10 / 2026

1. First Year BDS – September 2026

Source: KUHS Examination Results – Collegewise Reports, published 24-10-2026.

Results

Examination	Appeared	Cleared all subjects	Failed in 1 or more subjects	Pass %
Regular (2025 admission), Sept 2026	50	46	4	92.0%
Supplementary, Sept 2026	7	4	3	57.1%

'Failed in 1 or more subjects' includes candidates failed or absent in any subject, whatever the number of subjects.

Aggregate marks – regular examination (highest and lowest)

Max. marks	Passed	Highest aggregate	Lowest aggregate	75% and above	65% to below 75%	Below 65%
600	46	511 (85.2%)	382 (63.7%)	14	30	2

Aggregate and band figures are for students who passed (marks of failed students are not in the report). Distinction / First class classification as per KUHS regulations.

Subject-wise results – regular examination

Subject	Appeared	Passed	Failed	Pass %	Highest mark	Lowest mark
General Anatomy incl. Embryology and Histology	48	46	2	95.8%	177	129
General Human Physiology and Biochemistry	50	48	2	96.0%	173	121
Dental Anatomy, Embryology and Oral Histology	50	50	0	100.0%	167	116

Highest and lowest marks are among students who passed the subject.

First Year BDS – September 2026

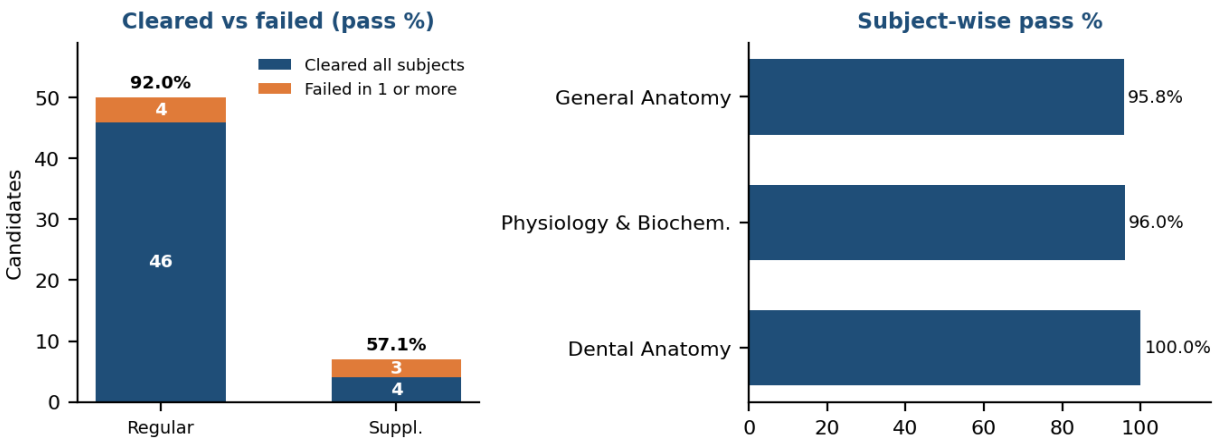

2. Second Year BDS – September 2026

Source: KUHS Examination Results – Collegewise Reports, published 24-10-2026.

Results

Examination	Appeared	Cleared all subjects	Failed in 1 or more subjects	Pass %
Regular (2024 admission), Sept 2026	40	36	4	90.0%
Supplementary, Sept 2026	9	4	5	44.4%

'Failed in 1 or more subjects' includes candidates failed or absent in any subject, whatever the number of subjects.

Aggregate marks – regular examination (highest and lowest)

Max. marks	Passed	Highest aggregate	Lowest aggregate	75% and above	65% to below 75%	Below 65%
900*	36	672 (74.7%)	555 (61.7%)	0	29	7

*Aggregate and band figures are for students who passed (marks of failed students are not in the report). Distinction / First class classification as per KUHS regulations. * Maximum of 900 marks is assumed (three papers of 200 and three of 100).*

Subject-wise results – regular examination

Subject	Appeared	Passed	Failed	Pass %	Highest mark	Lowest mark
General Pathology and Microbiology	40	36	4	90.0%	157	130
General and Dental Pharmacology and Therapeutics	40	37	3	92.5%	160	123
Dental Materials	40	37	3	92.5%	148	118
Pre Clinical Conservative Dentistry	40	40	0	100.0%	80	57
Pre Clinical Prosthodontics	40	40	0	100.0%	79	56
Pre Clinical Orthodontics	40	40	0	100.0%	67	51

Highest and lowest marks are among students who passed the subject.

Second Year BDS – September 2026

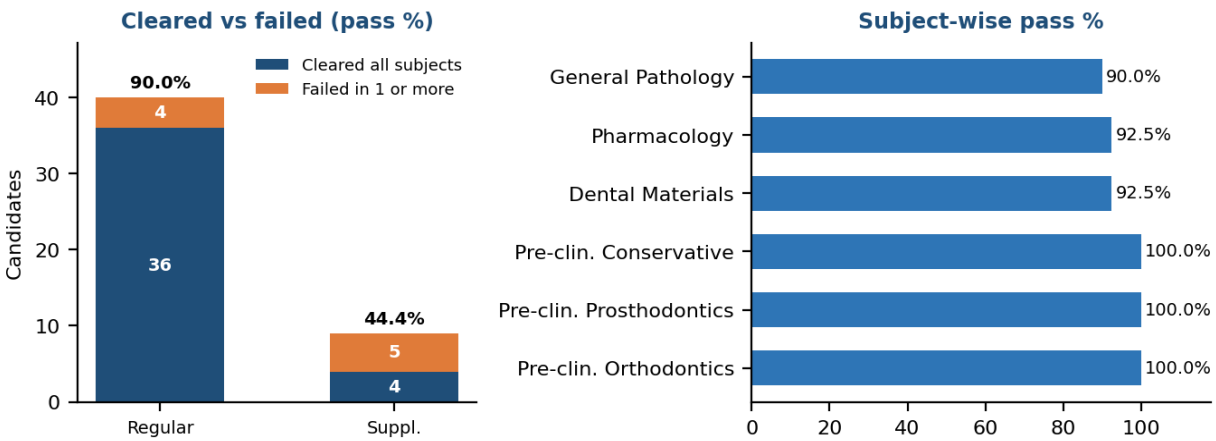

3. Final Year BDS (Part I) – Supplementary Examination, August 2026

Source: KUHS Examination Results – Collegewise Reports, published 30-09-2026. Subjects: Oral Medicine and Radiology, Periodontology, Orthodontics & Dentofacial Orthopaedics, Public Health Dentistry.

Results by admission year

Admission year	Registered	Appeared	Cleared all subjects	Failed in 1 or more subjects	Pass %
2015	1	1	0	1	0.0%
2017	2	1	1	0	100.0%
2018	1	1	1	0	100.0%
2019	2	2	0	2	0.0%
2020	4	4	2	2	50.0%
2021	6	6	3	3	50.0%
Total	16	15	7	8	46.7%

'Failed in 1 or more subjects' includes candidates failed or absent in any subject, whatever the number of subjects. One 2017 candidate was absent in all subjects.

Subject-wise results

Subject	Appeared	Passed	Failed	Absent	Pass %
Oral Medicine and Radiology	10	8	2	1	80.0%
Periodontology	11	8	3	0	72.7%
Orthodontics & Dentofacial Orthopaedics	15	7	8	0	46.7%
Public Health Dentistry	10	6	4	0	60.0%

The supplementary report gives pass / fail only, so highest and lowest marks are not available for this examination.

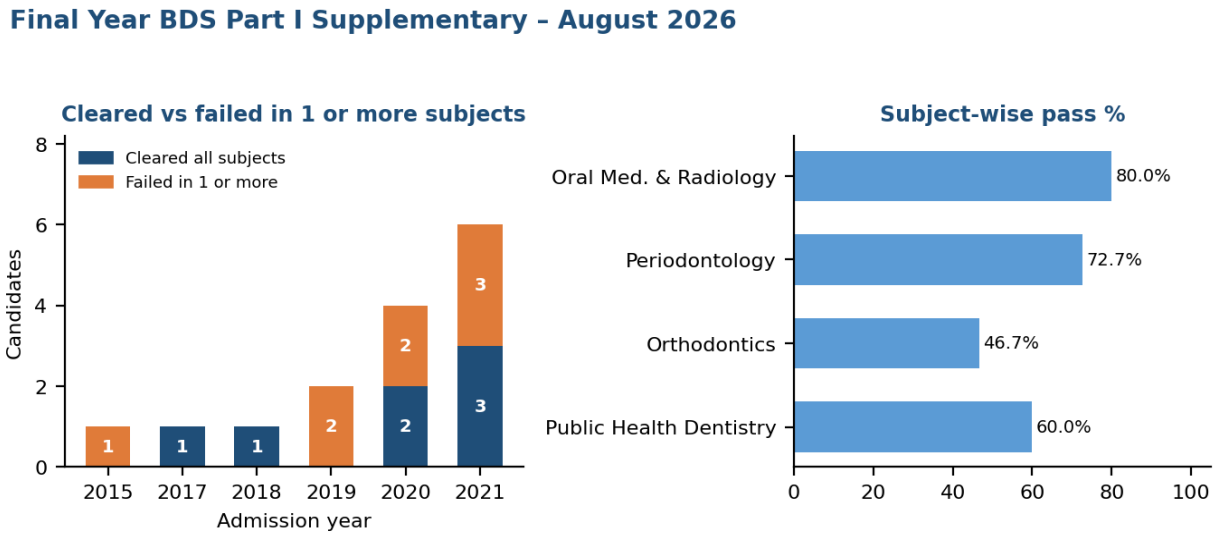

Only totals are published; student names and register numbers are not shown.

1. BDS Examination Results – 2026

(August–September 2026).

Examination	Appeared	Cleared all subjects	Failed in 1 or more subjects	Pass %
I BDS – Regular	50	46	4	92.0%
I BDS – Supplementary	7	4	3	57.1%
II BDS – Regular	40	36	4	90.0%
II BDS – Supplementary	9	4	5	44.4%
Final BDS Part I – Supplementary	15	7	8	46.7%

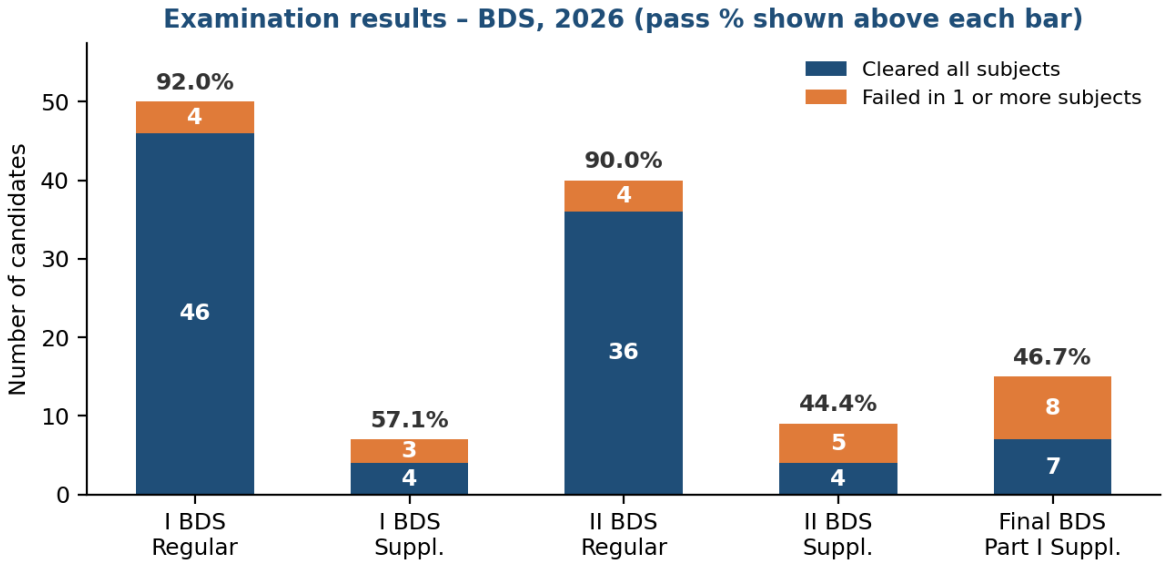

2. Subject-wise Pass Percentage



3. Aggregate Marks – Regular Examinations

Examination	Max. marks	Passed	75% and above	65% to below 75%	Below 65%	Highest aggregate
I BDS Regular (2025 admission)	600	46	14	30	2	85.2%
II BDS Regular (2024 admission)	900	36	0	29	7	74.7%

4. Key Performance Indicators

Sr.	Indicator	Value
1	Pass percentage – regular examinations (I & II BDS)	91.1% (82 of 90 candidates)
2	Failed in 1 or more subjects – regular examinations	8 of 90 (8.9%)
3	Cleared all subjects – supplementary examinations	15 of 31 (48.4%)
4	Highest aggregate – regular examinations	I BDS 85.2%; II BDS 74.7%
5	Lowest subject pass % – regular examinations	General Pathology & Microbiology (II BDS) 90.0%